

2019



WEST VIRGINIA NORTHERN COMMUNITY COLLEGE

TOP 5 CERTIFICATES AND DEGREES AWARDED



1 Health Sciences



2 Liberal Arts and Sciences



3 Information Technology



4 Engineering Technologies



5 Human Services

FOUNDED IN 1972

PRESIDENT
DR. DANIEL MOSSER

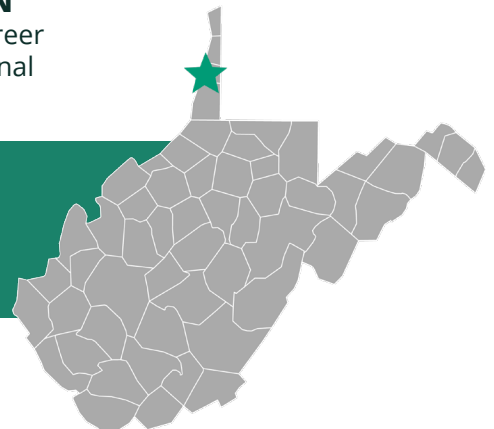
LOCATED IN
WHEELING, WV

STUDENT TO FACULTY RATIO
13:1

DEGREE LEVELS OFFERED
Certificate, Associate

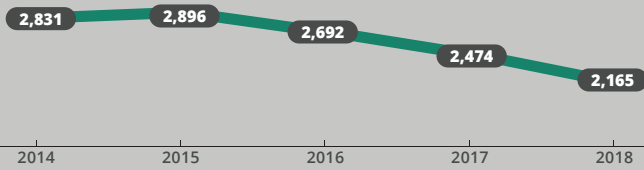
CARNEGIE CLASSIFICATION
Associate's Colleges: High Career
& Technical-High Nontraditional

LEARN MORE ABOUT WV NORTHERN COMMUNITY COLLEGE AT:
www.wvncc.edu



2,165 (▼12%)
TOTAL ANNUAL HEADCOUNT

58% Part-Time
27% Dual-Enrollment

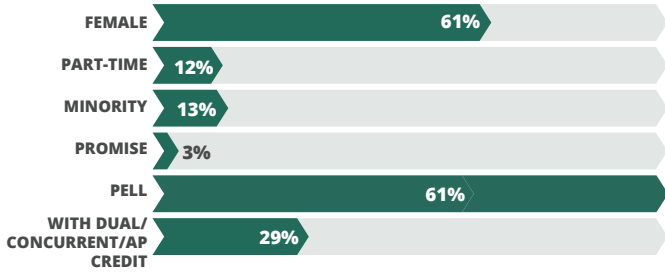


1,050 (▼7%) TOTAL FTE ENROLLMENT

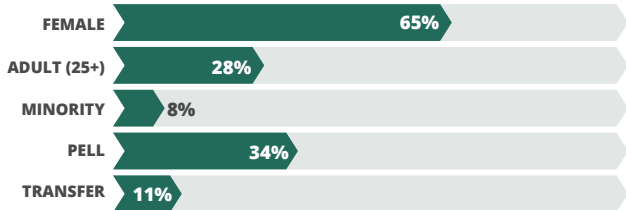
FRESHMAN CLASS PROFILE

275 (▲12%)
Total Freshmen Headcount

2.3 Average HS GPA
8 Counties Represented



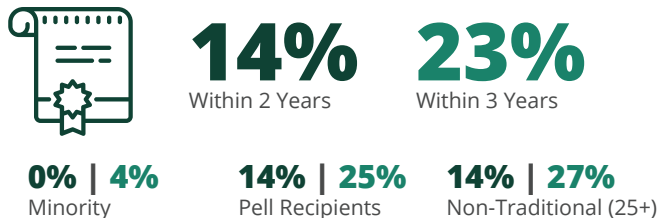
STUDENT PROFILE **2,165** (▼12%)
Total Annual Headcount



STUDENT SUCCESS

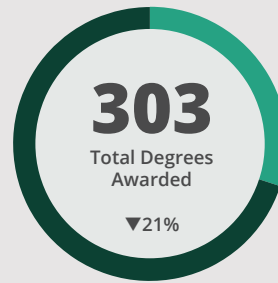
47% (▼2 ppt) Fall-to-Fall Retention
81% (▲29 ppt) Fall-to-Spring Retention
22% (▼5 ppt) Freshmen Completing 15 Hours in First Semester
5% (▲3 ppt) Transferred to Bachelor's Programs

ASSOCIATE GRADUATION RATES (WITHIN 2YRS | 3YRS) FALL 2016 FIRST-TIME FRESHMAN COHORT



▼▲ = 1YR Change Refer to page 47 for data definitions.

COMPLETION DEGREES AWARDED



97 (▼21%) Certificate
206 (▼21%) Associate

WORKFORCE DEVELOPMENT

130 Skill Enhancements
498 Skill Sets
1 Advanced Skill Sets
25,047 Training Contact Hours

GRADUATING CLASS PROFILE Associate Degree Earners

68% Female
5% Minority
69% Pell Recipients

3.18 Average College GPA
5.8 Average Years to Degree
89 Average Credit Hours Earned

GRADUATE INDEBTEDNESS

55% with Student Loan Debt
\$15,334 Average Loan Debt

WORKFORCE OUTCOMES 2014 GRADUATES

66% Working in WV 2 Years After Graduation
62% Working in WV 4 Years After Graduation

COST OF ATTENDANCE

AVERAGE TUITION & FEE RATES
\$3,748 In-State (▲2%)
\$11,044 Out-of-State (▲2%)

FINANCIAL AID RECIPIENTS | AWARDS

41% Financial Aid Participation Rate

15 | **\$48,724** PROMISE
233 | **\$467,431** HEGP
763 | **\$2,741,725** Pell
403 | **\$1,688,712** Federal Loans

17.8% 3-Year Default Rate

INSTITUTIONAL FINANCE

\$14.2M (▼2%) Total Revenue
15% from Tuition and Fees
48% from State Appropriation
\$7,846 Appropriation per In-State FTE

\$15.3M (▲3%) Total Expenditures
42% on Instruction

MEDIAN WAGES (2YRS | 4YRS AFTER GRADUATION)

\$15,229 | **\$20,258** Certificate
\$25,095 | **\$32,175** Associate