

2021



WEST VIRGINIA NORTHERN COMMUNITY COLLEGE

TOP 5 CERTIFICATES AND DEGREES AWARDED



1 Health Sciences



2 Liberal Arts and Sciences



3 Engineering Technologies



4 Information Technology



5 Business

FOUNDED IN 1972

PRESIDENT
DR. DANIEL MOSSER

LOCATED IN
WHEELING, WV

STUDENT TO FACULTY RATIO
11:1

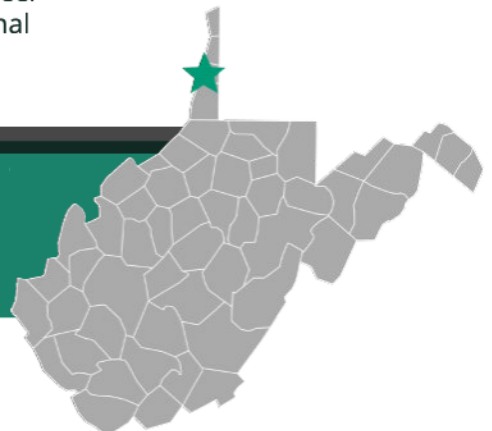
DEGREE LEVELS OFFERED
Certificate, Associate

CARNEGIE CLASSIFICATION
Associate's Colleges: High Career
& Technical-High Nontraditional



SCAN ME

LEARN MORE ABOUT WV NORTHERN COMMUNITY COLLEGE AT:
www.wvncc.edu



1,840

ANNUAL HEADCOUNT ENROLLMENT



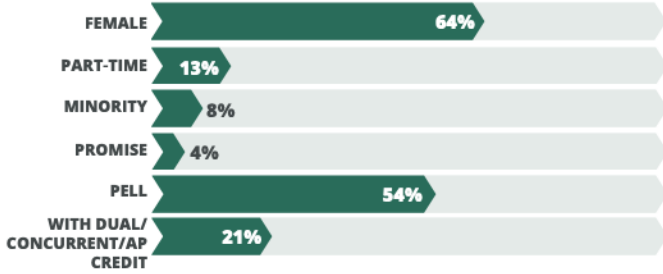
887 (▼10%) ANNUAL FTE ENROLLMENT

FALL FRESHMAN CLASS PROFILE

271 (▼5%)

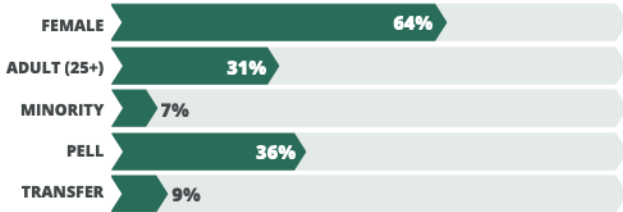
Fall Freshmen Headcount

3.29 Average HS GPA **8** Counties Represented



STUDENT PROFILE 1,840

Annual Headcount Enrollment



STUDENT SUCCESS

48% (▲3 ppt) Fall-to-Fall Retention **72%** (▼4 ppt) Fall-to-Spring Retention **22%** (▼5 ppt) Freshman Completing 15 Hours in First Semester

2% (▼2 ppt) Transferred to Bachelor's Programs

ASSOCIATE GRADUATION RATES (WITHIN 2YRS | 3YRS)

FALL 2018 FIRST-TIME FRESHMAN COHORT



12%

Within 2 Years

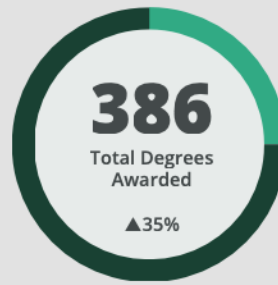
27%

Within 3 Years

0% | 13% Minority **8% | 22%** Pell Recipients **8% | 25%** Non-Traditional (25+)

▼▲ = 1YR Change Refer to page 47 for data definitions

COMPLETION DEGREES AWARDED



90 (▼2%) Certificate **296** (▲53%) Associate

SHORT-TERM TRAINING
498 Training Hours

- TOP 3 SHORT-TERM TRAINING FIELDS**
- ◆ Casino Operations and Services
 - ◆ Welding/Precision Production
 - ◆ Mechanic and Repair Technologies

GRADUATING CLASS PROFILE

Associate Degree Earners

67% Female
8% Minority
68% Pell Recipients

3.15 Average College GPA

6.1 Average Years to Degree

84 Average Credit Hours Earned

GRADUATE INDEBTEDNESS

51.6% with Student Loan Debt

\$14,360 Average Loan Debt

COST OF ATTENDANCE

AVERAGE TUITION & FEE RATES
\$3,868 In-State (▲2%)
\$11,452 Out-of-State (▲2%)

FINANCIAL AID RECIPIENTS | AWARDS



48% Financial Aid Participation Rate

21 | \$65,756 PROMISE

114 | \$336,485 WV Invests Grant

231 | \$478,536 HEGP

638 | \$2,283,396 Pell

269 | \$1,098,686 Federal Loans

17.8% 3-Year Default Rate

INSTITUTIONAL FINANCE

\$15.9M (▲8%) Total Revenue

10% from Tuition and Fees
47% from State Appropriation
\$9,493 Appropriation per In-State FTE

\$14.9M (▼5%) Total Expenditures

41% on Instruction

WORKFORCE OUTCOMES 2016 GRADUATES



69% % Working in WV 2-Years After Graduation

63% % Working in WV 4-Years After Graduation

MEDIAN WAGES (2YRS | 4YRS AFTER GRADUATION)

\$16,567 | \$27,295 Certificate

\$29,697 | \$40,642 Associate